

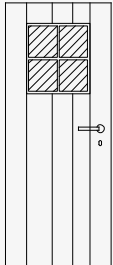
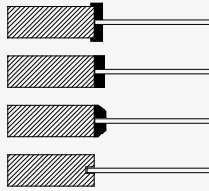
DESIGNMOTIEVEN MET GLAS

DGxx LO = GLASLATTEN OPLIGGEND

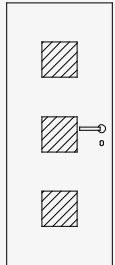
DGxx KG = KADER GELIJK MET DEURBLAD

DGxx MO = RETRO KADER MODERN

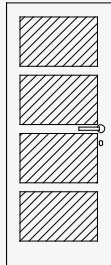
DGxx IN = INSCHUIFGLAS (zonder kader)



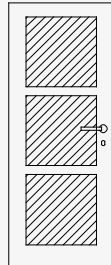
DG3 LO
DG3 KG
DG3 MO
(ongelijke verdeling)



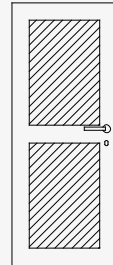
DG5 LO
DG5 KG
DG5 MO
DG5 IN



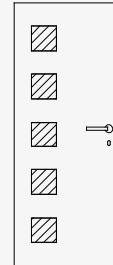
DG7 LO
DG7 KG
DG7 MO
DG7 IN



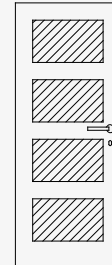
DG8 LO
DG8 KG
DG8 MO
DG8 IN



DG9 LO
DG9 KG
DG9 MO
DG9 IN



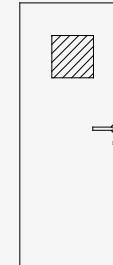
DG19 LO
DG19 KG
DG19 MO
DG19 IN



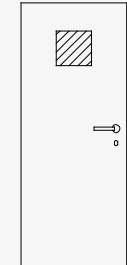
DG23 LO
DG23 KG
DG23 MO
DG23 IN



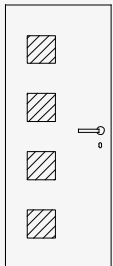
DG24 LO
DG24 KG
DG24 MO
DG24 IN



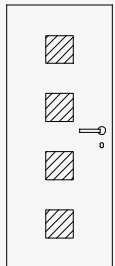
DG25 LO
DG25 KG
DG25 MO
DG25 IN



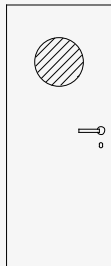
DG30 LO
DG30 KG
DG30 MO
DG30 IN



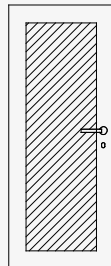
DG31 LO
DG31 KG
DG31 MO
DG31 IN



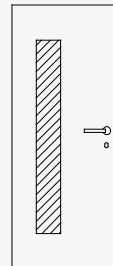
DG33 LO
DG33 KG
DG33 MO
DG33 IN



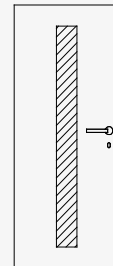
DG35 LO
DG35 KG
DG35 MO
DG35 IN



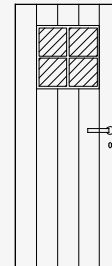
DG36 LO
DG36 KG
DG36 MO
DG36 IN



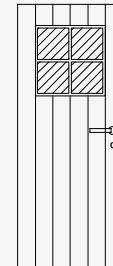
DG37 LO
DG37 KG
DG37 MO
DG37 IN



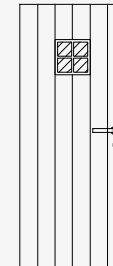
DG39 LO
DG39 KG
DG39 MO
DG39 IN



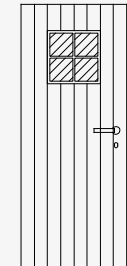
DG41 LO
DG41 KG
DG41 MO
(4 lijnen)



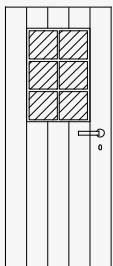
DG42 LO
DG42 KG
DG42 MO
(5 lijnen)



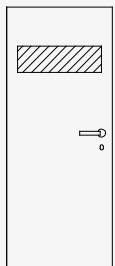
DG43 LO
DG43 KG
DG43 MO
(5 lijnen)



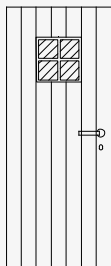
DG44 LO
DG44 KG
DG44 MO
(7 lijnen)



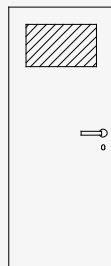
DG45 LO
DG45 KG
DG45 MO
(4 lijnen)



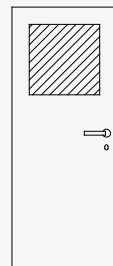
DG46 LO
DG46 KG
DG46 MO
DG46 IN



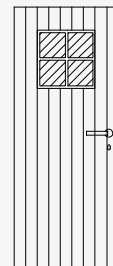
DG47 LO
DG47 KG
DG47 MO
(6 lijnen)



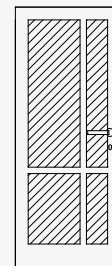
DG48 LO
DG48 KG
DG48 MO
DG48 IN



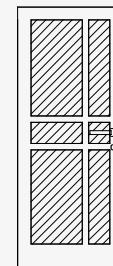
DG49 LO
DG49 KG
DG49 MO
DG49 IN



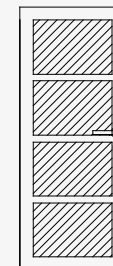
DG50 LO
DG50 KG
DG50 MO
(8 lijnen)



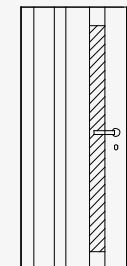
DG51 IN



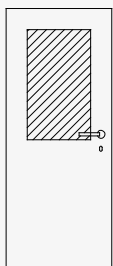
DG52 IN



DG53 IN



DG54 IN
(ongelijke verdeling)



DG55 LO
DG55 KG
DG55 MO
DG55 IN